

## How to use the ticket

1

Go to the ticket office at the station where you will be departing from (refer to list of ticket exchange offices below)

2

Exchange for a ticket



A print-out of the voucher  
Show the QR code at the ticket counter



A smartphone image of the voucher  
Show the QR code at the ticket counter

3

Board the train with this ticket



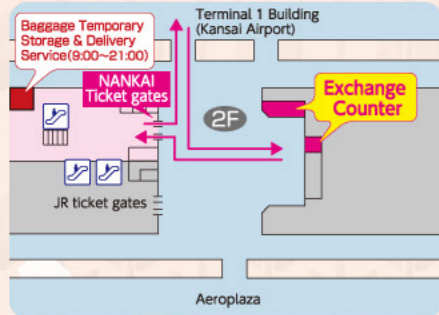
Insert it into the automated ticket gate

Arrive at your destination

## Where to exchange tickets

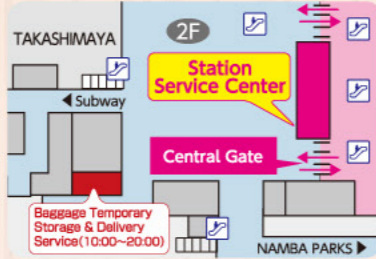
### NANKAI KANSAI-AIRPORT Station Ticket Office

Ticket exchange hours: 6:20-23:10



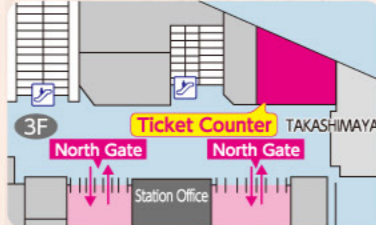
### NANKAI NAMBA Station, 2F Service Center

Ticket exchange hours: 5:30-23:40



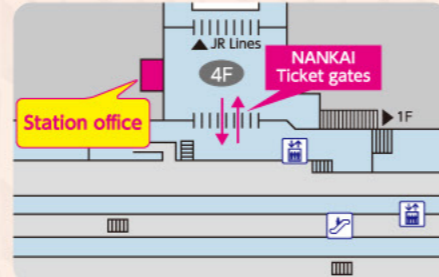
### NANKAI NAMBA Station 3F Ticket Counter

Opening hours for sales/exchange 9:00-18:00



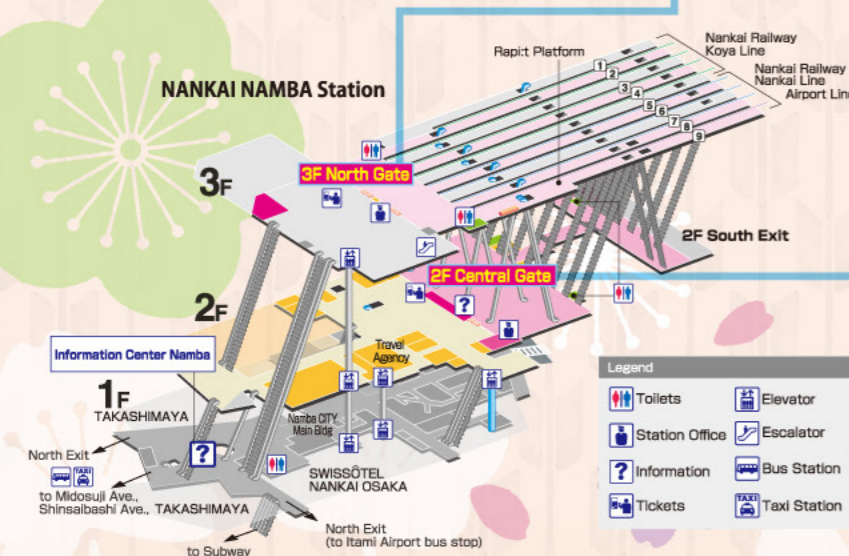
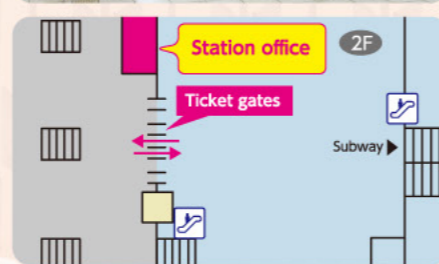
### NANKAI SHIN-IMAMIYA Station (4F)

Ticket exchange hours: 5:30-23:45



### NANKAI TENGACHAYA Station

Ticket exchange hours: 5:30-23:45



## Information you should know about 2day pass Ticket

- [1] In order to use the pass, simply insert the pass into the automatic ticket machine gates.
- [2] Please keep in mind that the purchase of a reserved-seat ticket is required for seating on cars with reserved seating arrangements.
- [3] Each pass is valid for only one person.
- [4] Please take care not to lose your NANKAI ALL LINE 2day Pass. Passes cannot be re-issued.
- [5] After activating the pass, refunds are not available even if train services are suspended.
- [6] Refunds can only be made for unused passes within the validation period at the ticket office you purchased or exchanged it. (Refund charge is required.)

Fun, relaxing, and free. A trip with the 2day Pass.

NANKAI



# NANKAI ALL LINE 2day Pass

A 2-day, all-you-can-ride pass on all the Nankai Electric Railway lines!

Valid thru


1. If you exchange during January 1 to March 31, the 2 day pass is available for 2 optional days until April 30 in the same year.
2. If you exchange during April 1 to December 31, the 2 day pass is available for 2 optional days until April 30 in the next year.

Valid area

All lines of the Nankai Electric Railway (only trains and cable cars)



## Daisen Park Station No. 7



A traditional Japanese garden with flowers and trees offering beautiful sights of each season.

**Open hours**  
April-October/ 9:00-17:00 (entry until 16:30)  
November-March/ 9:30-16:30 (entry until 16:00)

**Entry fee**  
Adult: 200 Yen/  
Children: 100 Yen

**Closed** Monday

**Benefit** Entry fee discount: 200 Yen → 160 Yen  
>> 25 min. on foot from Mikunigaoka Station



## Mt. Kongo Station No. 8

The only spot in Osaka offering spectacular sights of rimes on trees.

>>Take the Nankai Bus from "Kawachinagano Station" and get off at "Kongo Tozanguchi" or Kongozan Ropeway-mae" (approx. 1 hr. 40min. on foot to the summit)  
\*Bus fare is separately charged.



## Saijo Brewery Station No. 8

A brewery that was established in 1718 and brews exquisite sake using water from the local region. They also sell products such as the Amazake cider and food products using sake lees that are perfect for souvenirs.

**Open hours** Weekdays/ 9:00-17:00  
Weekends and holidays/ 10:00-17:00

**Benefit** 5% discount from the total price when purchasing  
>>5 min. on foot from "Kawachinagano Sta."

## Nanten-en Station No. 9

The rare, Japanese architecture is a nationally designated tangible cultural property that offers accommodation with hot spring baths. The warm and comfortable guestrooms allow visitors to ease and enjoy a moment of relaxation.



**Benefit** One free cup of coffee for staying guests  
>>2 min. on foot from "Amami Sta."



## The world heritage

## Koyasan Station No. 10

This is the sacred land of Japanese Buddhism and it has received 3 stars on the Michelin Green Guide. The Shojin-ryori (vegetarian dishes) and accommodations at the temple offer a truly rare experience. The winter of Koyasan is also spectacular when the precincts become deeply covered with snow.

>>Get on the Nankai Rinkan Bus from "Koyasan Station" to reach the heritage sites.  
\*Bus fares are separately charged.

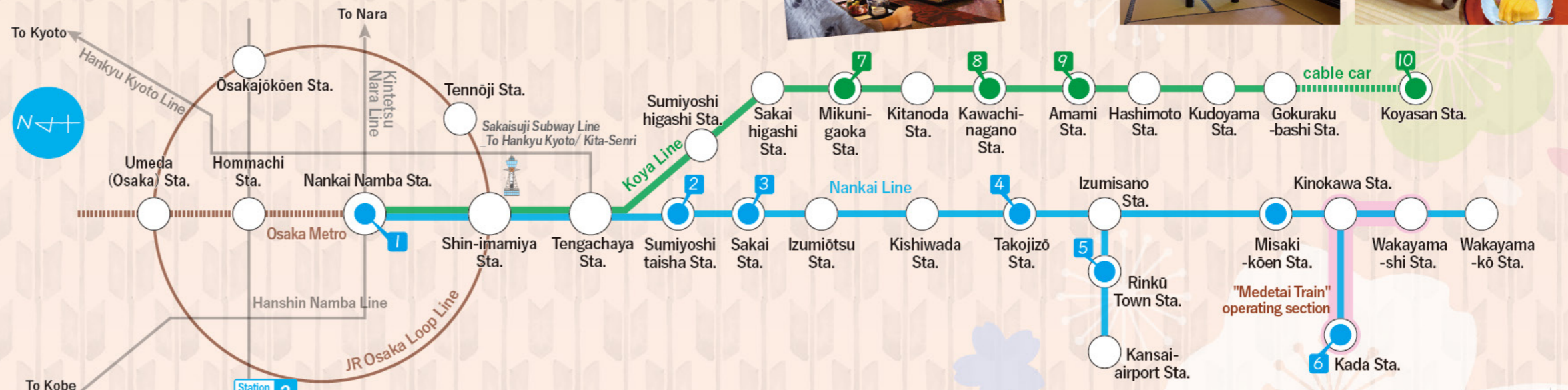


# Nankai Railway Sightseeing Guide

**Benefit** You can receive benefits by displaying your pass at facilities with symbols during the term of validity!

**Check here for details of the benefits and sightseeing info!**

**Receive special benefits!**



## Namba CITY/ Namba PARKS

Large shopping centers located near Namba Station. There are many duty-free stores along with the latest Japanese fashion/ cosmetics shops and restaurants.

**Open hours** Namba CITY  
Shops/ 10:00-21:00  
Restaurants/ 11:00-22:00 (excluding some restaurants)  
Namba PARKS  
Shopping section/ 11:00-21:00  
Restaurant section/ 11:00-23:00 (excluding some restaurants)

**Closed** Closed irregularly (\*both facilities)

**Passport benefit** Only for foreign tourists visiting Japan! Display your passport at the information desk and receive a 500 Yen discount coupon that can be used for purchases/ eating & drinking worth more than 10,000 Yen (tax incl.)!

**Information desks at each facility**  
Namba CITY/ Namba CITY main building B1F Namba PARKS/ Namba PARKS 2F



## Sumiyoshi Taisha

A famous shrine in the Kansai region that is visited by many. It is said that crossing the "Sorihashi Bridge (Taiko Bashi)" purifies any sins and removes any impurities before approaching the god of the shrine.

**Open hours** April-September/ 6:00-17:00 (some sections close at 16:00)  
October-March/ 6:30-17:00 (some sections close at 16:00)

**Benefit** Special bookmark gift offered at the Kissshoden (Open hours/ 10:00-18:00, Closed/ Wednesday)



## Sakai City Traditional Crafts Museum Station No. 3

The "blade products" of Sakai are a world famous, traditional industry. The museum exhibits traditional crafts such as Sakai blades and dyed materials, while some of these traditional items are also sold as souvenirs at the store.

>>15 min. on foot from "Sakai Sta."

**Open hours** 10:00-17:00

**Closed** End of year and New Year's (sometimes temporarily closed)



## Kishiwada Castle Station No. 4

The "Hachijin no Niwa" in the castle is a garden that was inspired by the "eightfold battlecamp formation" of Zhuge Liang (Kongming), a hero who appears in the Records of the Three Kingdoms, a Chinese historical text. The view from the castle tower is also spectacular.

>>7 min. on foot from "Takojizō Sta."

**Open hours** 10:00-17:00 (entry until 16:00)

**Entry fee** Adults: 300 Yen, Junior high-school students and younger: free of charge

**Closed** Monday (Open if Monday is a holiday or during the castle festival period (April 1-15))  
End of year and New Year's (December 29-January 3), arrangement of exhibits (temporarily closed)

**Benefit** Entry fee discount: Adults 300 Yen → 210 Yen



## Rinku Premium Outlets Station No. 5

One of the largest "station outlet malls" in the country, this resort-style shopping center is located across from Kansai International Airport with 210 stores of popular domestic/ international brands.

>>Approx. 6 min. from "Rinkū-Town Sta."

**Open hours** 10:00-20:00 (varies depending on the season)

**Closed** Once a year (third Thursday of February)

**Benefit** Receive a FriXion color pen at the information center!

**Passport benefit** Receive a coupon that can be used at stores by displaying your passport at the information center!

## Medetai Train

These trains are decorated with designs depicting the fishes and the sea, and they run between Wakayamashi Station and Kada Station. The exterior of the trains is colored with pink or light blue, while there inside are playful features such as sea creature-shaped hanging straps. Come to ride, see, and enjoy these delightful trains!



## Kada Station No. 6

A port town famous for its hot springs and delicious seafood. Watching the sunset from an outdoor hot spring bath will most definitely be an unforgettable experience in Japan.

**Benefit** "Bath fee discount"

Osakaya Hiina no Yu  
Adults: 1,200 Yen → 900 Yen (open hours/ 11:00-14:30)  
Wakayama Kada Onsen Seaside Hotel Kadakaigetsu  
Adults: 1,200 Yen → 600 Yen (open hours/ 11:00-15:00)  
Kyukamura Kishu-Kada  
Adults: 1,200 Yen → 1,000 Yen (open hours/ 12:00-15:50)  
\*Reception until 15:00



※The information written here was last updated in October, 2019. Discounts and opening hours may be changed.